

Florida Thoroughbreds:

- A \$3.2 billion rural economic powerhouse;
- Leading the nation in starts and wins;
- Dominating stakes competition on the road; and
- Delivering 40% at home, year after year.

Equine Speed is a Major Florida Export.

January 2026

Florida Thoroughbreds: Economic Impact

\$3.2 Billion

25% of Florida's \$12.8B Equine Economy

Headquartered in the Horse Capital of the World®

33,500

Jobs

87,600

Thoroughbreds • 1-in-4 Florida Horses






~75%






of U.S. 2-Year-Olds Winter Train in Florida






Florida-Breds Lead the Nation

2025

State-Bred Starts, Wins, Earnings

Starts		FLORIDA #1
FLORIDA		18,962
California		16,601
New York		16,523
Louisiana		11,817
Maryland		9,701

Wins		FLORIDA #1
FLORIDA		2,504
California		2,261
New York		2,049
Louisiana		1,426
Maryland		1,366

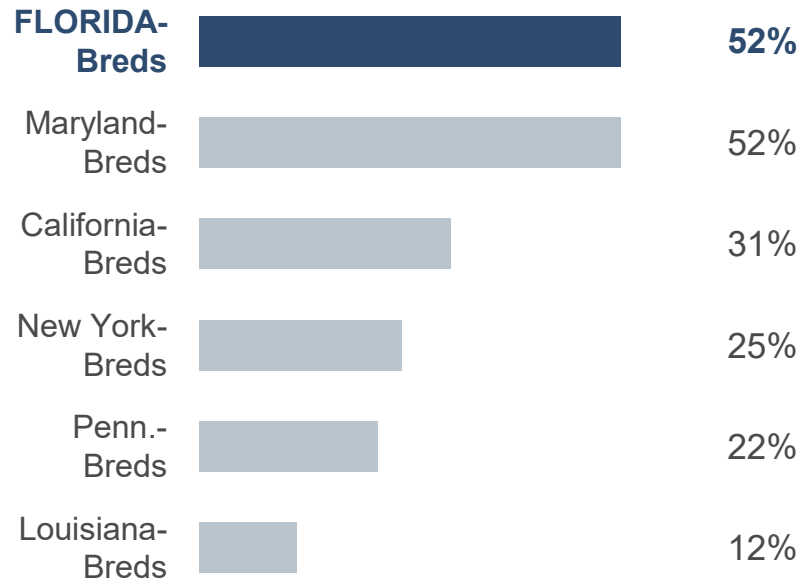
Earnings		FLORIDA #2
New York		\$88M
FLORIDA		\$83M
California		\$59M
Maryland		\$48M
Penn.		\$46M

*Excl. Kentucky • Sources: The Jockey Club, FTBOA

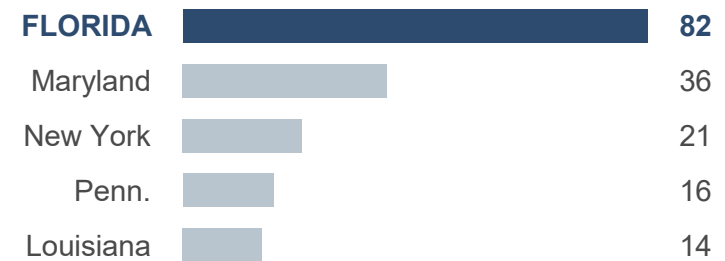
Florida-Breds: Race 'em or Chase 'em

2025

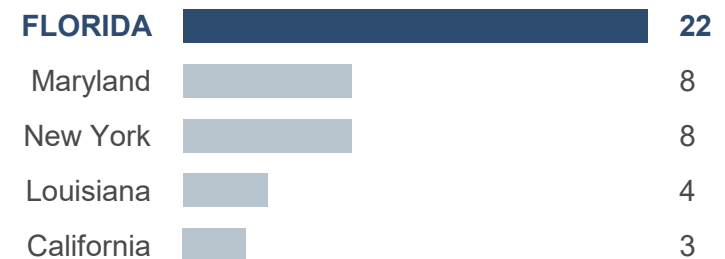
% of Earnings Out-of-State



Open Stakes Wins by State-Breds



Graded Stakes Wins by State-Breds



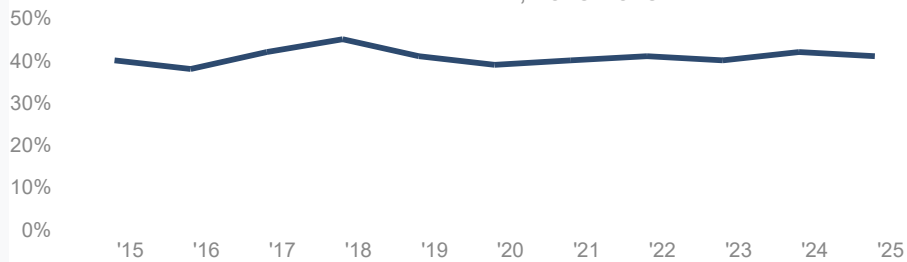
*Excl. Kentucky • Sources: The Jockey Club, FTBOA

Florida-Breds in Florida:

Consistent Presence, Consistent Performance

Florida-Bred Share of All Starters

All Florida Races, 2015-2025



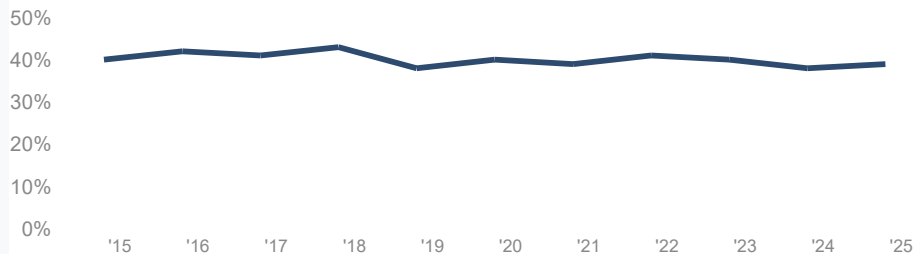
40%

The Florida Formula

Starters | Winners | Purses

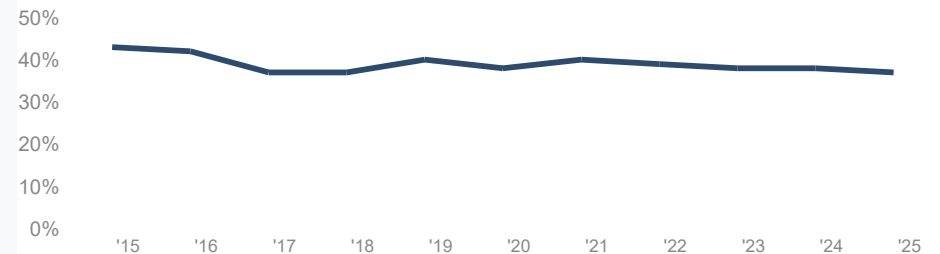
Florida-Breds as % of All Winners

All Florida Races, 2015-2025



Florida-Bred Share of All Purses

All Florida Races, 2015-2025



Sources: The Jockey Club, FTBOA

Florida's Thoroughbred industry delivers \$3.2 billion in economic impact,
leading the nation in quality and performance.

Protect this legacy.

Oppose HB 881 / SB 1564.